

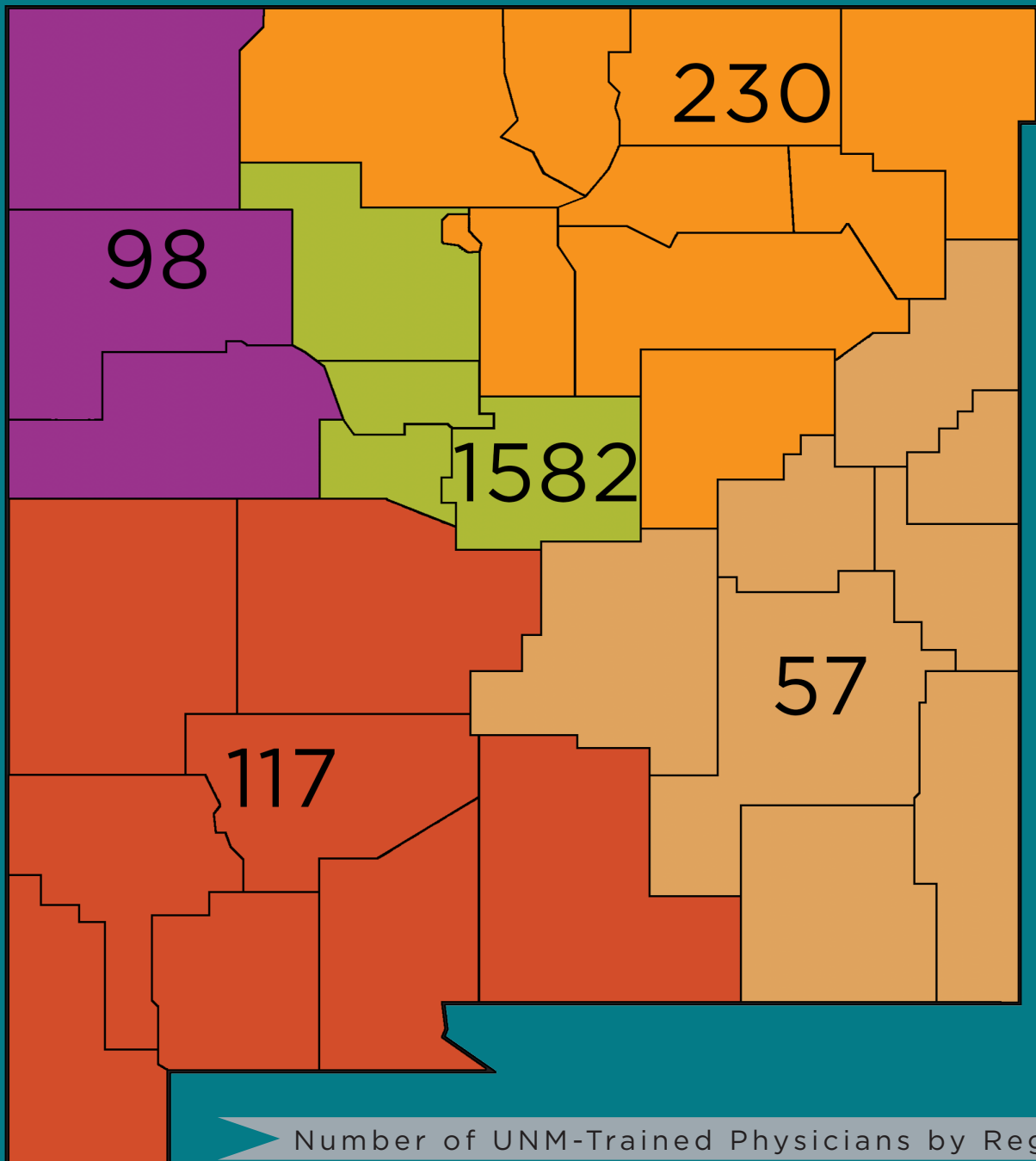


SCHOOL OF  
MEDICINE

2022

# LOCATION REPORT

The University of New Mexico  
School of Medicine-Trained Physicians



Number of UNM-Trained Physicians by Region



# QUICK FACTS

## Physicians Practicing in New Mexico

- There were **2,084** UNM-trained physicians practicing in New Mexico in 2021 (Table 1A)
- Approximately **40%** of all MDs and DOs licensed in New Mexico trained at UNM (2,084/5,265, Figure 2)
- UNM-trained physicians are practicing in 30 of New Mexico's 33 counties (Figure 6)

### MDs AND DOs TRAINED AT UNM SCHOOL OF MEDICINE

#### OVERALL

25% of MDs and DOs trained at UNM are practicing in New Mexico (2,084/8,361, Table 1A & Figure 1A)

#### MEDICAL RESIDENCY ONLY

20% of MDs and DOs who completed only their residency at UNM are practicing in New Mexico (1,038/5,242, Table 1A & Figure 1A)

#### MD ONLY

22% of MDs who graduated from UNM's medical school and completed their residency out-of-state are practicing in New Mexico (417/1,935, Table 1A & Figure 1A)

#### MD AND MEDICAL RESIDENCY

53% of MDs who completed medical school and their residency at UNM are practicing in New Mexico (629/1,184, Table 1A & Figure 1A)

### MDs TRAINED AT UNM SCHOOL OF MEDICINE IN THE BA/MD PROGRAM

#### OVERALL

45% of MDs who graduated from the UNM BA/MD program are practicing in New Mexico (33/74, Table 1B & Figure 1B)

#### MD ONLY

35% of MDs who graduated from the UNM BA/MD program and completed their residency out-of-state are practicing in New Mexico (16/46, Table 1B & Figure 1B)

#### MD AND MEDICAL RESIDENCY

61% of MDs who graduated from the UNM BA/MD program and completed their residency at UNM are practicing in New Mexico (17/28, Table 1B & Figure 1B)

### UNM-TRAINED MDs AND DOs PRACTICING IN PRIMARY CARE SPECIALTIES

#### OVERALL

44% of all UNM-trained MDs practicing in New Mexico are in the primary care specialties of Family Medicine, Internal Medicine, Obstetrics & Gynecology, and/or Pediatrics (913/2,084, Table 3 & Figure 4)

#### BA/MD PROGRAM

82% of UNM-trained MDs practicing in New Mexico who graduated from the UNM BA/MD program are in the primary care specialties of Family Medicine, Internal Medicine, Obstetrics & Gynecology, or Pediatrics (27/33, Figure 5)

## About This Report | Terminology

The Office of Program Evaluation, Education and Research at the University of New Mexico (UNM) School of Medicine produces the Location Report to provide a statistical overview of current practice location for UNM-trained physicians practicing in New Mexico in the past year, 2021.

This report refers to MDs who graduated from the UNM School of Medicine as well as MDs and DOs who completed all or part of a residency or fellowship at the University of New Mexico as **UNM-trained**. This report includes physicians who hold a Doctor of Medicine (MD) degree or a Doctor of Osteopathic Medicine (DO) degree.

**MD Only** - MD degree from UNM; Residency out-of-state

**Residency Only** - Residency/Fellowship at UNM; MD/DO degree not at UNM

**MD and Residency** - Both MD degree and Residency or Fellowship at UNM

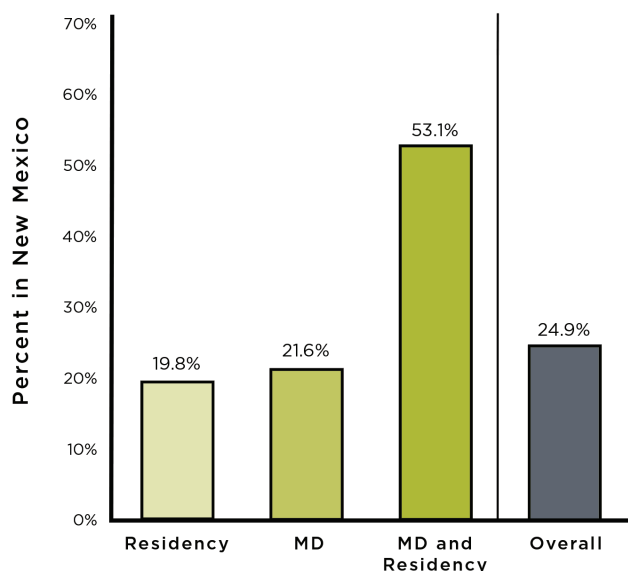
# RETENTION



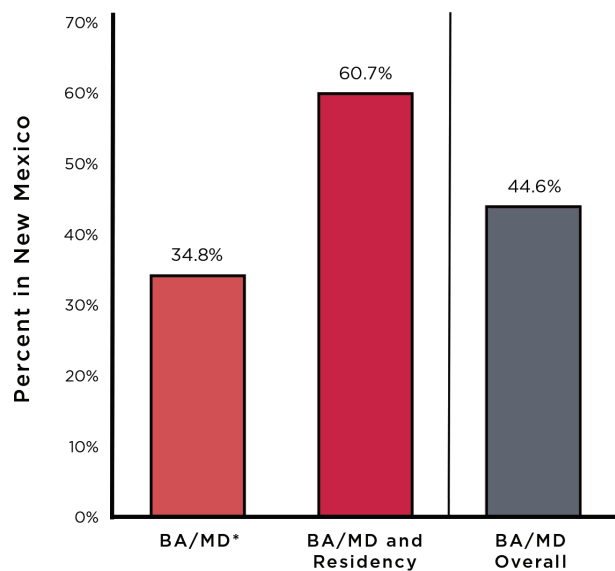
	Medical Residency Only	MD Only*	MD and Medical Residency	Overall
<b>Table 1A: Retention of UNM-Trained Physicians</b>				
Graduates	5,242	1,935	1,184	8,361
Graduates practicing in NM	1,038	417	629	2,084
<b>Percent of graduates practicing in NM</b>	<b>19.8%</b>	<b>21.6%</b>	<b>53.1%</b>	<b>24.9%</b>

\*The Office of Program Evaluation, Education and Research excludes 2019+ UNM medical school graduates from the total number of MD graduates as they are presumed in residency. However, the total number does not necessarily exclude graduates that continue training beyond three years of residency.

**FIGURE 1A**  
Percent of All UNM-Trained Graduates Practicing in New Mexico



**FIGURE 1B**  
Percent of BA/MD Program Graduates Practicing in New Mexico



	BA/MD MD Only*	BA/MD and Medical Residency	BA/MD Overall
<b>Table 1B: Retention of UNM-Trained (BA/MD only)</b>			
BA/MD graduates	46	28	74
BA/MD graduates practicing in NM	16	17	33
<b>Percent of BA/MD graduates practicing in NM</b>	<b>34.8%</b>	<b>60.7%</b>	<b>44.6%</b>

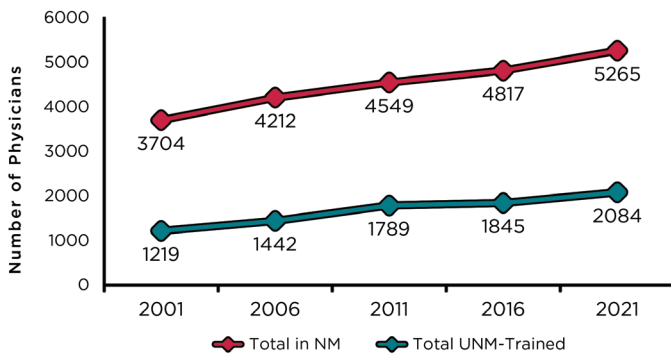
\*The first BA/MD program graduates completed medical school at UNM in 2013

# OVER THE YEARS

From 2001 to 2021

Of UNM-trained primary care physicians in New Mexico, **46%** specialize in Family Medicine (422/913, Figure 4)

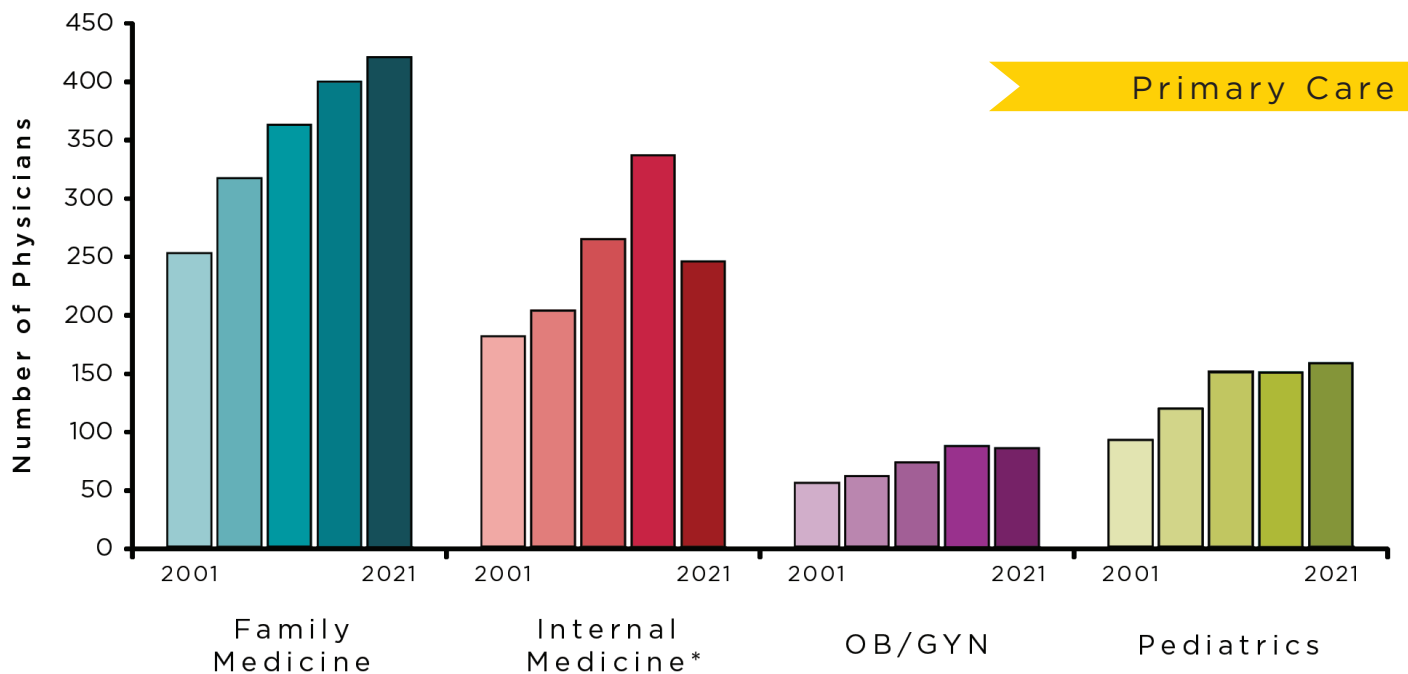
**FIGURE 2**  
Total Physicians and UNM-Trained MDs & DOs Practicing in New Mexico (2001-2021)



**FIGURE 3**  
UNM-Trained Physicians Practicing by Training in New Mexico (2001-2021)



**FIGURE 4**  
UNM-Trained Physicians Practicing Primary Care Specialties in New Mexico (2001-2021)



\*Improved accuracy of Internal Medicine subspecialties resulted in an apparent decrease of those practicing primary care in 2021

# PROGRAMS



	UNM-Trained Overall	Medical School at UNM	BA/MD Program
<b>Table 1C: UNM-Trained Physicians Practicing in Rural Counties</b>			
Graduates practicing in rural New Mexico*	223	133	5
Graduates practicing Primary Care in rural NM	152	93	5
<b>Percent of graduates practicing Primary Care in rural NM</b>	<b>68.2%</b>	<b>73.7%</b>	<b>100%</b>

\*From the Office of Rural Health Policy's List of Rural Counties And Designated Eligible Census Tracts in Metropolitan Counties: Updated Census 2010/OMB Bulletin No. 20-01. Rural counties exclude Bernalillo, Doña Ana, San Juan, Sandoval, Santa Fe, and Valencia.

## BA/MD Program 2021 Summary

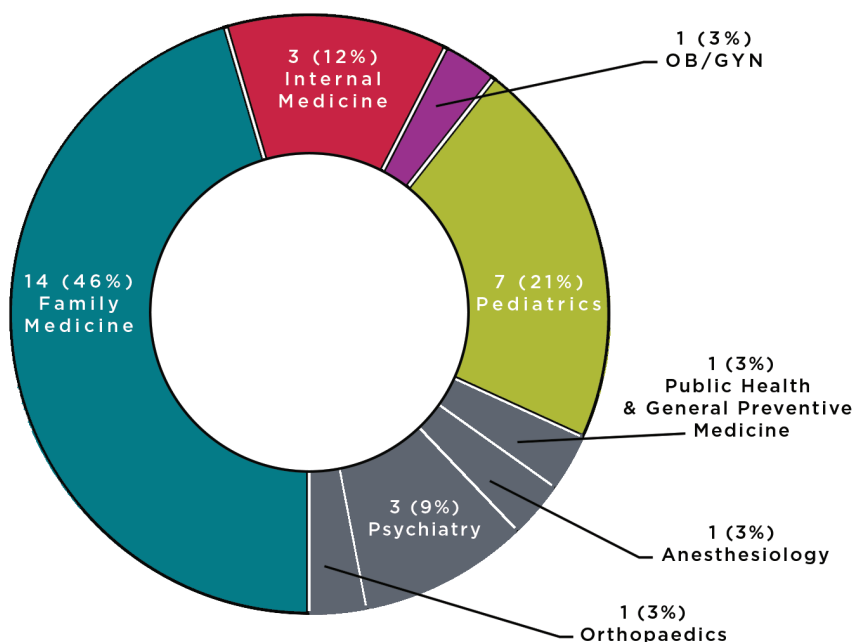
The BA/MD state-sponsored partnership program is designed to help address the state's physician shortage by training students committed to serving New Mexico communities.

BA/MD program graduates earned a baccalaureate degree through the College of Arts & Sciences and their MD degree at the School of Medicine.

The first BA/MD medical school graduates received their MD degrees from the School of Medicine in 2013.

As of 2021, the program has 99 MD graduates with 25 of these MDs currently presumed to be in residency training.

**FIGURE 5**  
BA/MD Program Graduates Practicing by Specialty in New Mexico (2021)



Twenty-seven of the 33 (82%) graduates from the BA/MD program practicing in New Mexico chose a primary care specialty of Family Medicine, Internal Medicine, Obstetrics & Gynecology, or Pediatrics.

Thirty-three of the 74 graduates from the BA/MD program are practicing across 9 different counties in New Mexico (Figure 6).

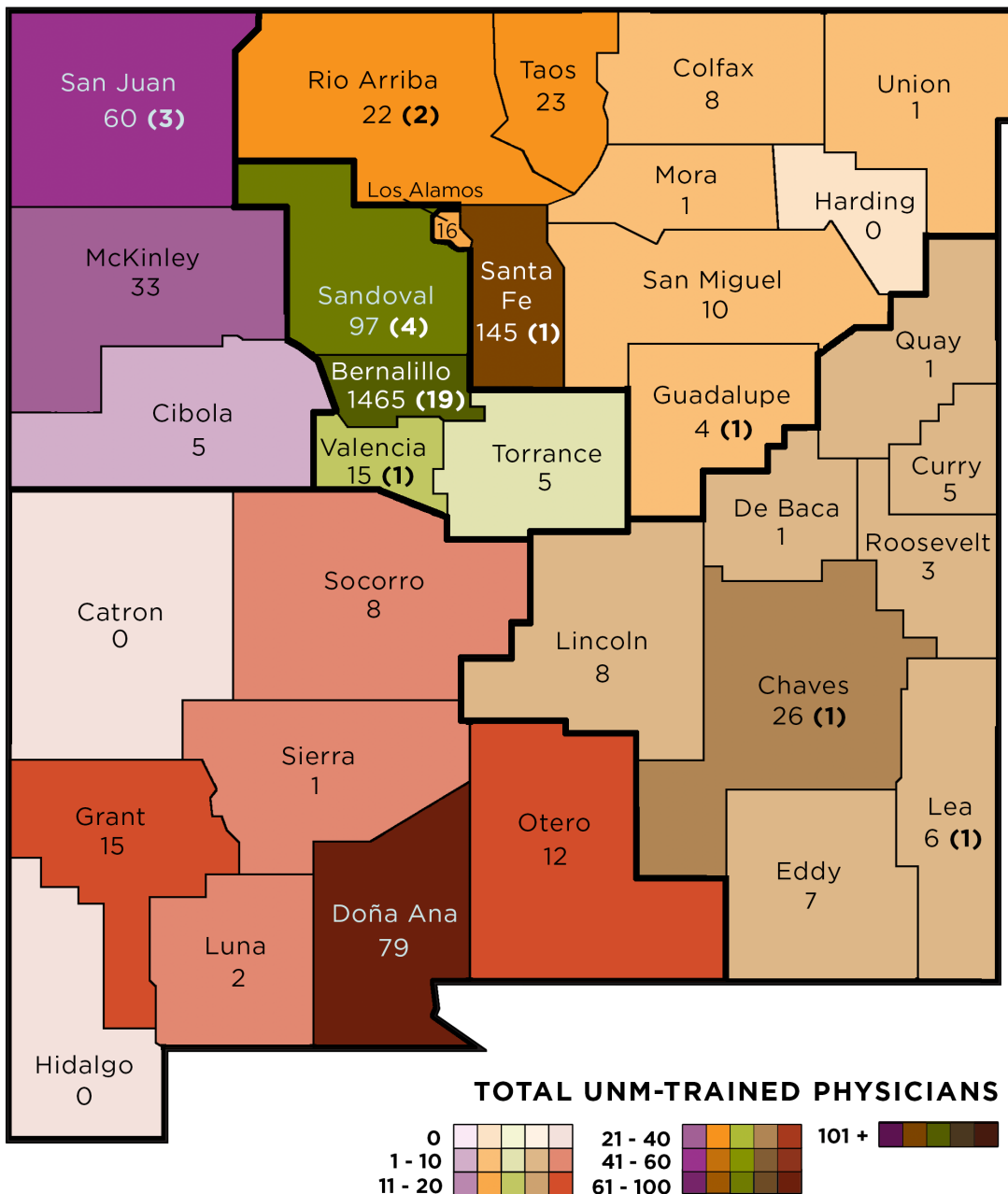
Seventeen of the 33 (52%) completed residency at UNM (Table 1B).



# COUNTIES

FIGURE 6

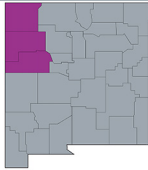
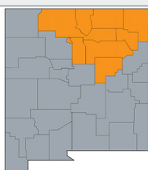
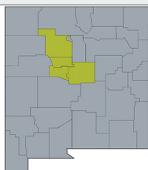
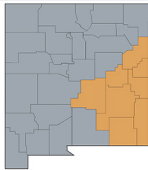
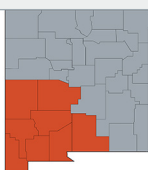
UNM-Trained Physicians Practicing by County in New Mexico (2021)\*



\*The (#) indicates BA/MD graduates practicing in that county.

# TABLE 2A

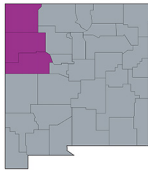
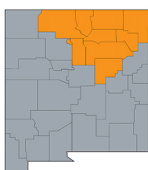
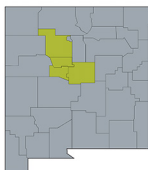
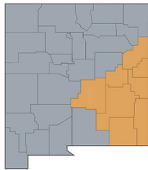
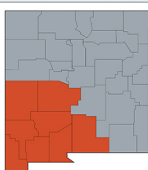
UNM-Trained Physicians Practicing by County and Public Health Region in New Mexico (2021)

		Total Number of Physicians*	UNM-Trained Physicians	UNM-Trained by Training		
				Medical Residency Only	MD Only	MD and Medical Residency
<b>ALL OF NEW MEXICO</b>		<b>5265</b>	<b>2084</b>	<b>417</b>	<b>1038</b>	<b>629</b>
<b>Northwest Region</b>		<b>325</b>	<b>98</b>	<b>29</b>	<b>42</b>	<b>27</b>
	Cibola	25	5	3	1	1
	McKinley	102	33	4	23	6
	San Juan	198	60	22	18	20
<b>Northeast Region</b>		<b>800</b>	<b>230</b>	<b>60</b>	<b>106</b>	<b>64</b>
	Colfax	17	8	2	4	2
	Guadalupe	4	4	1	1	2
	Harding	-	-	-	-	-
	Los Alamos	53	16	3	8	5
	Mora	2	1	-	1	-
	Rio Arriba	50	22	6	4	12
	San Miguel	27	10	4	3	3
	Santa Fe	574	145	35	75	35
	Taos	71	23	8	10	5
Union	2	1	1	-	-	
<b>Metro</b>		<b>3241</b>	<b>1582</b>	<b>262</b>	<b>831</b>	<b>489</b>
	Bernalillo	2979	1465	232	776	457
	Sandoval	225	97	22	49	26
	Torrance	6	5	1	3	1
	Valencia	31	15	7	3	5
<b>Southeast Region</b>		<b>324</b>	<b>57</b>	<b>17</b>	<b>21</b>	<b>19</b>
	Chaves	102	26	4	13	9
	Curry	64	5	3	-	2
	De Baca	1	1	-	-	1
	Eddy	71	7	3	2	2
	Lea	54	6	-	5	1
	Lincoln	20	8	6	-	2
	Quay	2	1	1	-	-
	Roosevelt	10	3	-	1	2
<b>Southwest Region</b>		<b>575</b>	<b>117</b>	<b>49</b>	<b>38</b>	<b>30</b>
	Catron	3	-	-	-	-
	Doña Ana	397	79	32	27	20
	Grant	54	15	5	4	6
	Hidalgo	2	-	-	-	-
	Luna	20	2	2	-	-
	Otero	75	12	7	3	2
	Sierra	7	1	-	1	-
	Socorro	17	8	3	3	2

\*New Mexico Medical Board 2021 Official List

# TABLE 2B

UNM-Trained Physicians Practicing by County and Public Health Region per 10,000 Population in NM (2021)\*

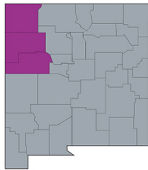
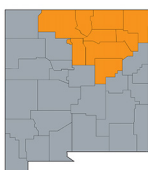
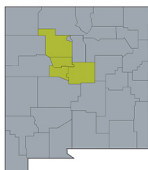
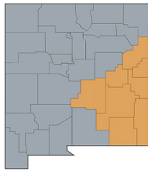
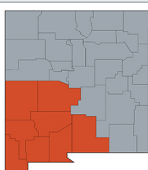
	Population**	Total Physicians per 10,000 Population	UNM-Trained Physicians per 10,000	Percent of Total Physicians Trained at UNM
<b>ALL OF NEW MEXICO</b>	<b>2,117,522</b>	<b>24.9</b>	<b>9.8</b>	<b>40%</b>
<b>Northwest Region</b>	<b>221,735</b>	<b>14.7</b>	<b>4.4</b>	<b>30%</b>
 Cibola	27,172	9.2	1.8	20%
McKinley	72,902	14.0	4.5	32%
San Juan	121,661	16.3	4.9	30%
<b>Northeast Region</b>	<b>302,059</b>	<b>26.5</b>	<b>7.7</b>	<b>29%</b>
 Colfax	12,387	13.7	6.5	47%
Guadalupe	4,452	9.0	9.0	100%
Harding	657	-	-	-
Los Alamos	19,419	27.3	8.2	30%
Mora	4,189	4.8	2.4	50%
Rio Arriba	40,363	12.4	5.5	44%
San Miguel	27,201	9.9	3.7	37%
Santa Fe	154,823	37.1	9.4	25%
Taos	34,489	20.6	6.7	32%
Union	4,079	4.9	2.5	50%
<b>Metro</b>	<b>916,528</b>	<b>35.4</b>	<b>17.2</b>	<b>49%</b>
 Bernalillo	676,444	44.0	21.7	49%
Sandoval	148,834	15.1	6.5	43%
Torrance	15,045	4.0	3.3	83%
Valencia	76,205	4.1	2.0	48%
<b>Southeast Region</b>	<b>300,260</b>	<b>10.8</b>	<b>1.9</b>	<b>18%</b>
 Chaves	65,157	15.7	4.0	25%
Curry	48,430	13.2	1.0	8%
De Baca	1,698	5.9	5.9	100%
Eddy	62,314	11.4	1.1	10%
Lea	74,455	7.3	0.8	11%
Lincoln	20,269	9.9	3.9	40%
Quay	8,746	2.3	1.1	50%
Roosevelt	19,191	5.2	1.6	30%
<b>Southwest Region</b>	<b>376,940</b>	<b>15.3</b>	<b>3.1</b>	<b>20%</b>
 Catron	3,579	8.4	-	-
Doña Ana	219,561	18.1	3.6	20%
Grant	28,185	19.2	5.3	28%
Hidalgo	4,178	4.8	-	-
Luna	25,427	7.9	0.8	10%
Otero	67,839	11.1	1.8	16%
Sierra	11,576	6.0	0.9	14%
Socorro	16,595	10.2	4.8	47%

\*Number of doctors divided by the population of the county multiplied by 10,000; \*\*2020 U.S. Census Bureau estimates



# TABLE 3

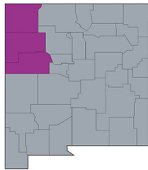
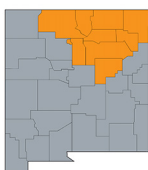
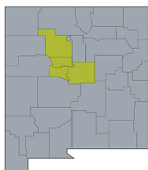
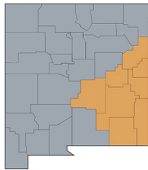
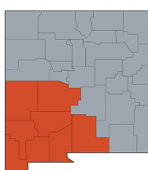
UNM-Trained Physicians Practicing in Primary Care Specialties by County and Public Health Region in NM (2021)

		Family Medicine	Internal Medicine	Obstetrics/ Gynecology	Pediatrics	Total*
<b>ALL OF NEW MEXICO</b>		<b>422</b>	<b>247</b>	<b>87</b>	<b>160</b>	<b>913</b>
<b>Northwest Region</b>		<b>26</b>	<b>10</b>	<b>5</b>	<b>12</b>	<b>53</b>
	Cibola	4	-	-	-	4
	McKinley	11	5	3	4	23
	San Juan	11	5	2	8	26
<b>Northeast Region</b>		<b>88</b>	<b>20</b>	<b>12</b>	<b>8</b>	<b>128</b>
	Colfax	3	1	1	-	5
	Guadalupe	4	-	-	-	4
	Harding	-	-	-	-	-
	Los Alamos	4	3	1	-	8
	Mora	-	-	-	-	-
	Rio Arriba	13	1	2	1	17
	San Miguel	4	2	-	-	6
	Santa Fe	47	10	8	7	72
	Taos	13	3	-	-	16
	Union	-	-	-	-	-
<b>Metro</b>		<b>239</b>	<b>197</b>	<b>63</b>	<b>130</b>	<b>626</b>
	Bernalillo	208	180	60	118	563
	Sandoval	17	15	3	10	45
	Torrance	4	1	-	-	5
	Valencia	10	1	-	2	13
<b>Southeast Region</b>		<b>27</b>	<b>6</b>	<b>2</b>	<b>4</b>	<b>39</b>
	Chaves	12	1	-	3	16
	Curry	1	1	-	-	2
	De Baca	1	-	-	-	1
	Eddy	2	1	-	1	4
	Lea	5	-	-	-	5
	Lincoln	3	2	2	-	7
	Quay	1	-	-	-	1
	Roosevelt	2	1	-	-	3
<b>Southwest Region</b>		<b>42</b>	<b>14</b>	<b>5</b>	<b>6</b>	<b>67</b>
	Catron	-	-	-	-	-
	Doña Ana	26	10	3	3	42
	Grant	4	2	1	2	9
	Hidalgo	-	-	-	-	-
	Luna	-	-	1	-	1
	Otero	6	1	-	-	7
	Sierra	1	-	-	-	1
	Socorro	5	1	-	1	7

\*When physicians work in multiple primary care specialties, they are counted a single time in the Total column.

# TABLE 4

UNM-Trained Physicians Practicing in Selected Specialties by County and Public Health Region in NM (2021)

		Anesthesiology	General Surgery	Emergency Medicine	Psychiatry
<b>ALL OF NEW MEXICO</b>		<b>96</b>	<b>53</b>	<b>172</b>	<b>170</b>
<b>Northwest Region</b>		<b>1</b>	<b>7</b>	<b>17</b>	<b>4</b>
	Cibola	-	1	-	-
	McKinley	-	2	3	1
	San Juan	1	4	14	3
<b>Northeast Region</b>		<b>5</b>	<b>5</b>	<b>12</b>	<b>22</b>
	Colfax	-	1	1	1
	Guadalupe	-	-	-	-
	Harding	-	-	-	-
	Los Alamos	1	-	1	4
	Mora	-	-	-	-
	Rio Arriba	-	-	3	-
	San Miguel	-	-	-	2
	Santa Fe	4	4	4	14
	Taos	-	-	2	1
	Union	-	-	1	-
<b>Metro</b>		<b>81</b>	<b>34</b>	<b>134</b>	<b>139</b>
	Bernalillo	75	32	131	133
	Sandoval	5	2	3	6
	Torrance	-	-	-	-
	Valencia	1	-	-	-
<b>Southeast Region</b>		<b>2</b>	<b>4</b>	<b>3</b>	<b>2</b>
	Chaves	1	1	1	1
	Curry	-	2	-	1
	De Baca	-	-	-	-
	Eddy	1	1	1	-
	Lea	-	-	1	-
	Lincoln	-	-	-	-
	Quay	-	-	-	-
	Roosevelt	-	-	-	-
<b>Southwest Region</b>		<b>7</b>	<b>3</b>	<b>6</b>	<b>3</b>
	Catron	-	-	-	-
	Doña Ana	6	2	2	2
	Grant	-	-	1	1
	Hidalgo	-	-	-	-
	Luna	-	-	-	-
	Otero	1	1	2	-
	Sierra	-	-	-	-
	Socorro	-	-	1	-



# METHODOLOGY



## EACH INDIVIDUAL INCLUDED IN THIS LOCATION REPORT

1. Has a Doctor of Medicine degree (MD) or a Doctors of Osteopathic medicine degree (DO)
2. Is a UNM School of Medicine (SOM) graduate and/or completed all or part of Graduate Medical Education at UNM
3. Had an active Medical Doctor or Doctor of Osteopathy license from the New Mexico Medical Board in 2021
4. Had a New Mexico practice location in 2021

### COLLECTIVELY

All practicing UNM School of Medicine MD recipients from 1968 through 2018 and all MDs and DOs who completed all or part of a medical residency or fellowship at UNM Hospital (formerly Bernalillo County Indian Hospital) from 1955 through 2021 are included in this report.

### BA/MD PROGRAM

Additionally, we show information for graduates of UNM's Combined BA/MD program. This state-sponsored partnership program between the UNM College of Arts & Sciences and the UNM School of Medicine is designed to help address the state's physician shortage by training students committed to serving New Mexico.



## DATA FROM UNM SOM AND THE NM MEDICAL BOARD MAKE THIS REPORT POSSIBLE

### UNM SOM

UNM SOM's Office of Medical Student Affairs and the Office of Graduate Medical Education provided the lists of UNM SOM MD recipients (since 1968) and former residents and fellows (since 1955), respectively.

### NM MEDICAL BOARD

The New Mexico Medical Board supplied active MD and DO information for the state.

### PEAR OFFICE

PEAR matched UNM-trained physicians to active MDs and DOs with a New Mexico medical license after we obtained these data.



## LOCATIONS AND SPECIALTIES WERE IDENTIFIED USING PUBLIC INFORMATION

### PUBLIC INFORMATION

Public information available from the Centers for Medicare & Medicaid Services National Plan and Provider Enumeration System (NPES) National Provider Index (NPI) registry, the American Board of Medical Specialties (ABMS), state medical boards, and additional online resources allowed PEAR to identify practice locations and medical specialties for UNM-trained physicians practicing medicine in New Mexico.

With this report, the Office of Program Evaluation, Education and Research (PEAR) at the University of New Mexico (UNM) School of Medicine strives to provide the best available information about UNM-trained MDs and DOs who practiced in New Mexico in 2021.

▶ For questions about this report, please contact:

### The Office of Program Evaluation, Education and Research (PEAR)

MSC08 4550  
1 University of New Mexico  
Albuquerque, NM 87131

Email: [PEAR@salud.unm.edu](mailto:PEAR@salud.unm.edu)

Phone: 505-272-8069

Physical Location: UNM North Campus, Fitz Hall, Room B65G



# | ABOUT

## University of New Mexico School of Medicine

### HISTORY

UNM School of Medicine graduated its first class of MDs in 1968.

Before the UNM School of Medicine was created, there were residencies at the former Bernalillo County Indian Hospital (currently University of New Mexico Hospital), with the first residents graduating in 1955.

### YEARLY

Each year, approximately 100 medical students graduate and 180 medical residents and fellows complete their training at the UNM School of Medicine.

### TYPICALLY

On average, there are 400 medical students and 590 medical residents and fellows in training at the UNM School of Medicine.

## A Special Thank You...

The Office of Program Evaluation, Education and Research at the UNM School of Medicine would like to thank the following PEAR employees for their work on this report: Jamie Riera (Data Manager, Lead Author and Designer); Natasjia Vigil (Program Coordinator); and Rebecca Hartley, PhD (Executive Director).

Thank you to the following sources for images used in this report: the UNM digital asset library; the National Park Service website; the online image sharing application Flickr, specifically, Woody Hibbard.



# SCHOOL OF MEDICINE

### Office of the Dean

MSC 08 4720  
1 University of New Mexico  
Albuquerque, NM  
87131